



ERFURT-Variovlies AQUA 180

ERFURT
WÄNDE ZUM WOHLFÜHLEN

GLATTVLIES-
TAPETEN

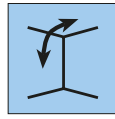
Product benefits



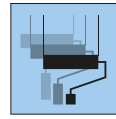
PVC-free




Fire-retardant



For walls and ceilings



Can be re-painted several times



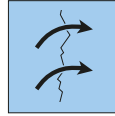
Breathable



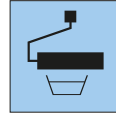
Minimum 1 min/3 min (walls/ceilings)



Pre-pasted; water-activated



Covers cracks



Minimal paint usage



Easy to remove

How to use



1. Remove old wallpaper and paint. Smooth rough base surfaces with a plaster-based filler. Prime very absorbent base surfaces with solvent-free primer.



2. The paste coating is activated by drawing the wallcovering through a water bath.



3. Hang the lengths perpendicular butt jointed or use a double seam cut.



4. Press the widths free of bubbles using a wallpapering brush or rubber roller.



5. Use a Stanley knife and palette knife to trim off excess material at ceilings, skirting boards or windows etc.



6. Do not overlap in corners and at edges, but separate precisely along the edge and butt joint the next length.



7. Allow to dry before applying high-quality emulsion paint DIN EN 13300 or acrylic gloss.



8. When you come to redecorate, the wallpaper can be removed with ease.

Variovlies

PRO

www.erfurt.com



Product description

ERFURT-Variovies AQUA 180

Manufacturer

ERFURT & SOHN KG • Hugo-Erfurt-Straße 1
42399 Wuppertal • GERMANY • www.erfurt.com

Raw materials/Manufacture

ERFURT-Variovies AQUA 180 is a smooth, pre-pigmented wallcovering, made of special cellulose and textile fibres and featuring an even paste coating on the rear.

Product data

- Order no. 1002901
- Roll dimensions: 25.00 m long x 1.00 m wide
- Carton content: 4 rolls
- Weight: approx. 180 g/m²

Product characteristics

- Pre-pigmented
- Excellent base surface coverage by pigmentation, therefore one coat generally suffices
- Covers contrasting colours on base surfaces very well
- Wallcovering has a very smooth surface
- Its water vapour permeability conforms to DIN 52615, corresponding to a diffusion-equivalent air layer thickness of 0.02 m
- Fire rating "B-s1,d0" according to DIN EN 13501-1, (fire-retardant)
- Free of PVC, plasticisers and solvents harmful to health
- Fibreglass-free
- No addition of heavy metal compounds or formaldehyde
- Dimensionally stable and covers cracks
- Very durable when used with appropriate paints
- Easily removable after wetting with wallpaper remover and water (depending on the respective coatings used)
- Can be re-painted several times with commercially available paints

Application/Handling

Base surface

Ensure that the base surface is dry, firm, even, absorbent, clean, smooth and sufficiently flat for the intended wall covering. Remove old wallpaper and loose paint. Smooth rough base surfaces with a plaster-based filler. Pre-treat highly absorbent, slightly chalky or sandy base surfaces with a water-solvent wallpaper primer.

Please read BFS data sheets nos. 7 and 16.

ERFURT-Variovies AQUA 180 is suitable for covering class A cracks.

Paste coating

The rear of ERFURT-Variovies AQUA 180 has a smooth paste coating.

The paste is activated by drawing the material through a bath containing cold water. The product is suitable for using with all conventional water baths. You will achieve the best results by using water baths that have an integrated water stripper, which directly removes excess water thereby preventing the wallcovering from becoming excessively moist.

Soaking

ERFURT-Variovies AQUA 180 can be used almost immediately. Allow the wallcovering to soak for 1 minute when applying to the wall and 3 minutes when applying to the ceiling (to activate the paste).

Wallpapering

Hang ERFURT-Variovies AQUA 180 perpendicular.

Butt-jointing the lengths is especially time-saving on larger areas and guarantees optimum seams. Use double seam cuts on partial areas, such as around doors and windows.

Use a sliding-foot knife to make the double seam cut on soft base surfaces.

Make sure that you always hang the lengths in the same direction.

Smooth out the bubbles with a wallpapering roller (rubber roller) or a wallpapering palette knife. Use a plastic straight edge to press excess lengths into the corners at ceilings, skirtings, windows etc. and cut off with a Stanley knife.

Ensure that the wallcovering does not overlap.

Drying

When drying, please ensure that the room is well ventilated. Avoid draughts!

Painting

Depending on the degree of exposure, apply one to two coats of wash-resistant or shower-resistant emulsion paint, with minimum wet abrasion class 3 (as per EN 13300).

Made in Germany

ERFURT & SOHN KG
Hugo-Erfurt-Straße 1
42399 Wuppertal

Tel.: +49 202 6110 0
Fax: +49 202 6110 89 451

E-mail: info@erfurt.com
Internet: www.erfurt.com

ERFURT
WÄNDE ZUM WOHLFÜHLEN