



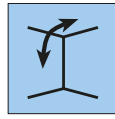
Product benefits



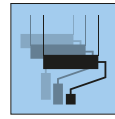
PVC-free



Fire-retardant



For walls and ceilings



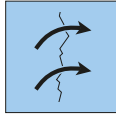
Can be re-painted several times



Breathable



Impact-resistant



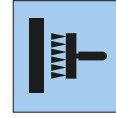
Covers cracks



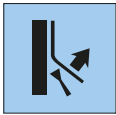
No soaking



Nonwoven adhesive



Paste-the-wall technique



Easy to remove

How to use



1. Remove old wallpaper and paint. Smooth out rough base surfaces with plaster-based filler. Prime very absorbent base surfaces with solvent-free primer.



2a. Use a pasting machine without soaking or



2b. Use with the paste-the-wall technique without soaking



3. Butt the lengths of wallpaper together.



4. Use a sponge roller to smooth down the wallpaper.



5. Use a Stanley knife and palette knife to trim off excess material at ceilings, skirting boards or windows etc.



6. Trim off excess wallpaper at the corners and edges and butt joint the next length.



7. When dry, apply high-quality emulsion paint (EN 13300-compliant).



8. When you come to redecorate, the wallpaper can be removed with ease.



Product Description

ERFURT-Vliesfaser

Manufacturer

ERFURT & SOHN KG • Hugo-Erfurt-Straße 1
42399 Wuppertal • GERMANY • www.erfurt.com

Raw materials/Manufacture

ERFURT-Vliesfaser is a durable wallcovering, manufactured from special cellulose and textile fibres combined with polymer binding agents in a special embossing process.

All ERFURT-Vliesfaser types of wallpaper are manufactured using the same production process and differ only in terms of design.

Product data

- Roll dimensions: 25.00 m long x 0.75 m wide
- Carton content: 2 rolls

Product features

- Its water vapour permeability as per DIN 52615 corresponds to a diffusion-equivalent air layer thickness of approx. 0.01 m.
- In conjunction with mineral base surfaces in compliance with EN 13501-1, B-s1,d0 (fire-retardant)
- Free of PVC, plasticisers and solvents harmful to health
- Fibreglass-free
- No addition of heavy metal compounds or formaldehyde
- Dimensionally stable and covers cracks
- Very durable when used with appropriate paints
- Easy to remove after moistening with water
- Can be re-painted several times with commercially available paints

Application/Handling

Base surface

ERFURT-Vliesfaser can be used on all interior base surfaces suitable for wallpapering. Ensure that the base surface is dry, firm, even, absorbent, clean, smooth and sufficiently even for the intended wallcovering. Remove old wallpaper and loose paint. Smooth out rough base surfaces with plaster-based filler. Prime smooth plaster with diluted paste. Prime highly absorbent base surfaces with solvent-free primer or paste. Please read BFS data sheets nos. 7 and 16.

Adhesive

Henkel: Solvite Ready to Roll, Delicate Wallcoverings Adhesive

Pufas: Glutolin S15, Glutolin K10, Decotric GK

Adhesion

Hang ERFURT-Vliesfaser perpendicular, with the lengths butt jointed to each other. Smooth out the bubbles with a rubber roller, wallpapering brush or wallpapering palette knife. Press excess lengths at ceilings, skirtings, windows etc. into the corners with a wallpapering palette knife and cut off with a Stanley knife. Do not hang the wallcovering overlapping.

Painting

Once dry, apply emulsion paint with minimum wet abrasion class 3 (as per EN 13300) to ERFURT-Vliesfaser. Satin or high gloss paints enhance the visual effect of the textures. Matt paint works better with finer textures, such as 719.

Ingredients/Test results

Its water vapour permeability as per DIN 52615 was certified by the ISEGA-Forschungs- und Untersuchungs-Gesellschaft mbH in Aschaffenburg, Germany.

Made in Germany

ERFURT & SOHN KG
Hugo-Erfurt-Straße 1
42399 Wuppertal

Phone.: +49 202 6110 0 E-mail: info@erfurt.com
Fax: +49 202 6110 89 451 Website: www.erfurt.com

Service line:
+49 202 6110 375

ERFURT
WÄNDE ZUM WOHLFÜHLEN