



ERFURT-Variovlies R 300

ERFURT
WÄNDE ZUM WOHLFÜHLEN

GLATTVLIES-
TAPETEN

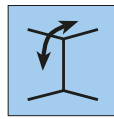
Product benefits



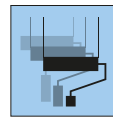
PVC-free



Fire-retardant



For walls and ceilings



Can be re-painted several times



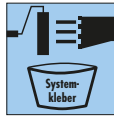
Breathable



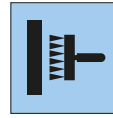
Impact-resistant




No soaking



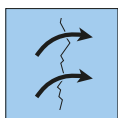
System Adhesive SR 2 or SR 4



Paste-the-wall technique



Covers textures

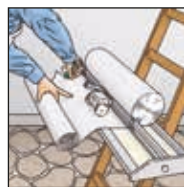


Covers cracks

How to use



1. Remove old wallpaper and paint. Smooth out rough base surfaces with plaster-based filler. Prime very absorbent base surfaces with solvent-free primer.



2. Cut ERFURT-Variovlies R 300 with an extra allowance and roll up with the felt underside facing outwards.



3a. With smooth to slightly textured base surfaces, use a long-pile roller to generously roll ERFURT-System Adhesive SR 2 along the lengths onto the base surface.



3b. With medium to coarsely textured base surfaces, use a toothed trowel (either B2 or C3 depending on the base surface) to evenly apply ERFURT-System Adhesive SR 4 along the lengths perpendicular to the strips of paper.



4. Place the felted side of the wallcovering, butted to the next length, into the wet ERFURT system adhesive using the paste-the-wall technique. Press down with a rubber roller and/or a plastic trowel.



5. Do not overlap in corners and at edges, but separate precisely along the edge and butt joint the next length.



6. Use a Stanley knife and palette knife to trim off excess material at ceilings, skirting boards or windows etc.



7. After drying, ERFURT-Variovlies R 300 can be papered over. When hanging the wallcovering, offset the butt joints sideways to prevent the seams and the wallpaper seams sitting upon each other.



8. After drying, ERFURT-Variovlies R 300 can be painted over with high-quality emulsion paint according to EN 13300. Refer to the technical data sheet.

Variovlies

PRO

www.erfurt.com



Product Description

ERFURT-Variovlies R 300

Manufacturer

ERFURT & SOHN KG • Hugo-Erfurt-Straße 1
42399 Wuppertal • GERMANY • www.erfurt.com

Raw materials/Manufacture

ERFURT-Variovlies R 300 is a flat wallcovering for the refurbishment of textured base surfaces, which is manufactured from special textile fibres in a 2-component composite system.

Product data

- Order no. 1000602
- Roll dimensions: 25.00 m long x 1.00 m wide
- Carton content: 2 rolls
- Weight: approx. 280 g/m²

Product features

- Its water vapour permeability as per EN ISO 12 572 corresponds to a diffusion-equivalent air layer thickness of approximately 0.07 m, when applied with System Adhesive SR 2.
- Its water vapour permeability as per EN ISO 12 572 corresponds to a diffusion-equivalent air layer thickness of approximately 0.51 m, when applied with System Adhesive SR 4
- Fire rating „C-s2,d0“ according to EN 13501-1 corresponds to „B1“ (fire-retardant) according to DIN 4102-1.
- Optimum base surface for wallpaper
- Free of PVC, plasticisers and solvents harmful to health
- Fibreglass-free
- No addition of heavy metal compounds or formaldehyde
- Dimensionally stable and covers cracks (Class A+B)

Application/Handling

Base surface

Ensure that the base surface is dry, firm, even, absorbent, clean, smooth and sufficiently even for the intended wallcovering. Remove old wallpaper and loose paint. Prime smooth plaster with diluted paste. Prime very absorbent base surfaces with solvent-free primers.

Fast renovation of flat and slightly textured base surfaces

ERFURT-System Adhesive SR 2 is used for the fast renovation of smooth to slightly textured base surfaces, which are to be prepared in one step for wallpapering with all types of textured wallcoverings. Evenly apply a generous amount of paste to the base surface using a long-pile roller.

Place the felt side of the cut lengths onto the adhesive and press down with a wallpapering palette knife so that the adhesive is evenly distributed and a flat base surface is created. Press excess lengths at ceilings, skirtings, windows etc. into the corners with a wallpapering palette knife and cut off with a Stanley knife. Do not hang the wallcovering overlapping.

Fast renovation of medium to coarsely textured base surfaces

ERFURT-System Adhesive SR 4 is used for the fast renovation of medium to coarsely textured base surfaces, which are to be prepared in one step for wallpapering with all types of textured wallcoverings. Evenly apply the paste to the base surface using a toothed trowel. Place the felt side of the cut lengths onto the adhesive and press down with a wallpapering palette knife so that the adhesive is evenly distributed and a flat base surface is created. Press excess lengths at ceilings, skirtings, windows etc. into the corners with a wallpapering palette knife and cut off with a Stanley knife. Do not hang the wallcovering overlapping.

Base surface for wallpaper

All wallcoverings can be applied to ERFURT-Variovlies R 300. Place butt joints of the wallpaper sideways to prevent the KlimaTec seams and the wallpaper seams sitting upon each other. Use the paste specified for use with this type of wallcovering, but at the very least special adhesive at a ratio of 1:20 (200 g in 4 litres of water), to bond to ERFURT-Variovlies R 300. All dry-strippable wallcoverings can be removed from ERFURT-Variovlies R 300. Carefully remove wallcoverings adhered with paste (the use of spiked rollers is not recommended).

Base surface for painting

After wallpapering, apply a flush layer of plastic emulsion filler (e.g. Ardex 826) to the seams of flat to medium textured base surfaces to obtain a surface quality comparable to Q 2 when renovating with SR 2.

To obtain an even appearance after painting, we would recommend the use of a solvent-free primer.

When renovating with SR 4 on medium to coarsely textured base surfaces, it is sufficient to butt joint the lengths to obtain a surface finish comparable to Q 2.

Depending on the level of wear and tear the wall will be subjected to, apply emulsion paint with minimum wet abrasion class 3 (as per EN 13300).

Ingredients/Test results

Its water vapour permeability has been tested in line with EN ISO 12 572 by Schall- und Wärmemeßstelle Aachen GmbH, with Test Reports No.1030509-D-WDD and 1030509-E-WDD.

Made in Germany

ERFURT & SOHN KG
Hugo-Erfurt-Straße 1
42399 Wuppertal

Phone.: +49 202 6110 0
Fax: +49 202 6110 89 451

E-mail: info@erfurt.com
Website: www.erfurt.com

Service line:
+49 202 6110 375

ERFURT
WÄNDE ZUM WOHLFÜHLEN