



# ERFURT-Novaboss

4551, 4556, 4559, 4561,  
4562, 4567, 4577, 4578

**ERFURT**  
WÄNDE ZUM WOHLFÜHLEN

STRUKTUR- UND  
VLIESTAPETEN

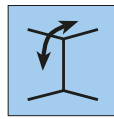
## Product benefits



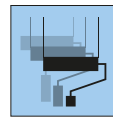
PVC-free



Nonwoven  
adhesive




For walls  
and ceilings



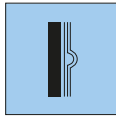
Can be  
re-painted  
several  
times




Breathable



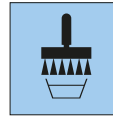
Excellent  
embossing  
stability



3-ply paper



Water  
vapour-  
permeable



Minimal  
consumption  
of paste

## How to use



**1.** Remove old wallpaper and paint. Smooth out rough base surfaces with plaster-based filler. Prime very absorbent base surfaces with solvent-free primer.



**2.** Ensure that the base surface is dry, clean, firm, absorbent and smooth. Mark the width of the wallcovering on the wall as a vertical line to aid hanging the first length perpendicular to the floor.



**3.** Use nonwoven adhesive.



**4a.** Pasting by hand Cut lengths to the height of the wall plus a little extra and paste individually. Pay attention to the pattern repeat or



**4b.** Using a pasting machine Pull lengths through the pasting machine and cut. Pay attention to the pattern repeat.



**5.** Fold the pasted lengths 2/3 to 1/3. Do not crease when folding.



**6.** Allow all the lengths soak for around 15 minutes.



**7.** Hang ERFURT-Novaboss with the seams butt jointed. Use a wallpapering brush or sponge roller to press out bubbles and folds.



**8.** Cut off excess wallpaper in the corners with a wallpapering palette knife and a Stanley knife or with scissors.



**9.** Do not overlap at outside corners. Cut precisely on the edge.



**10.** When dry, apply high-quality emulsion paint (EN 13300-compliant). Preferably use satin matt or satin gloss paint.

Novaboss

PRO

www.erfurt.com



## Product Description

### ERFURT-Novaboss

4551, 4556, 4559, 4561, 4562, 4567, 4577, 4578

### Manufacturer

ERFURT & SOHN KG • Hugo-Erfurt-Straße 1  
42399 Wuppertal • GERMANY • [www.erfurt.com](http://www.erfurt.com)

### Raw materials/Manufacture

All the above types of ERFURT-Novaboss wallpaper are white three-ply special embossed types of wallpaper.

The manufacturing process consists of gluing and embossing two layers of paper, finished in a special process with a third layer of paper that remains flat.

All the above types of ERFURT-Novaboss wallpaper are manufactured in the same production process and differ only in terms of design.

There are no problems associated with the removal/disposal of ERFURT-Novaboss, as the natural raw materials are automatically returned to the ecosystem.

### Product data

ERFURT-Novaboss 4551, 4556, 4562, 4577, 4578

- Roll dimensions: 10.05 m long x 0.53 m wide
- Carton content: 9 rolls

ERFURT-Novaboss 4559, 4561, 4567

- Roll dimensions: 10.05 m long x 0.53 m wide
- Carton content: 12 rolls

### Product features

- Extremely structurally stable and insensitive to pressure due to three layers of paper
- Minimal consumption of paper with its flat rear side
- Its water vapour permeability as per DIN 52615 corresponds to a diffusion-equivalent air layer thickness of approx. 0.16 m
- Fire rating „B-s1,d0“ according to EN 13501-1 corresponds to „B1“ (fire-retardant) according to DIN 4102-1
- Free of PVC, plasticisers and solvents
- No addition of heavy metal compounds or formaldehyde
- Easy to remove after moistening with water
- Can be re-painted several times with commercially available paints

## Application/Handling

### Base surface

ERFURT-Novaboss can be used on all interior base surfaces suitable for wallpapering. Ensure that the base surface is dry, firm, even, absorbent, clean, smooth and sufficiently even for the intended wallcovering. Remove old wallpaper and loose paint. Smooth out rough base surfaces with plaster-based filler. Prime smooth plaster with diluted paste. Prime highly absorbent base surfaces with solvent-free primer or paste. Please read BFS data sheets nos. 7 and 16.

### Adhesive

**Henkel:** Solvite Ready to Roll, Delicate Wallcoverings Adhesive

**Pufas:** Glutolin S15, Glutolin K10, Decotric MC Spezial, Decotric G20

### Adhesion

Paste the lengths evenly, fold and leave to soak for 10 - 15 minutes. Do not crease when folding. Any bubbles that form during papering smooth out after drying. Carefully butt joint the lengths of wallpaper with a wallpapering brush. Do not use a seam roller. Remove surplus paste immediately.

### Painting

Once dry, apply emulsion paint with minimum wet abrasion class 3 (as per EN 13300) to ERFURT-Novaboss. High-quality satin gloss or gloss emulsion paint is preferable, as these paints highlight the textures better.

## Ingredients/Test results

ERFURT-Novaboss consists of paper fibres, cellulose and additives.

Dispose of painted ERFURT-Novaboss with normal household waste.

Its water vapour permeability as per DIN 52615 was certified by the ISEGA-Forschungs- und Untersuchungs-Gesellschaft mbH in Aschaffenburg, Germany.

#### Made in Germany

ERFURT & SOHN KG  
Hugo-Erfurt-Straße 1  
42399 Wuppertal

Phone.: +49 202 6110 0 E-mail: [info@erfurt.com](mailto:info@erfurt.com)  
Fax: +49 202 6110 89 451 Website: [www.erfurt.com](http://www.erfurt.com)

**Service line:**  
**+49 202 6110 375**

**ERFURT**  
WÄNDE ZUM WOHLFÜHLEN