



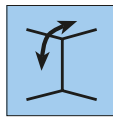
### Product benefits



PVC-free




Fire-retardant



For walls and ceilings



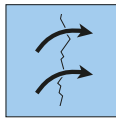
Low paint consumption



Breathable



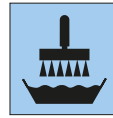
Impact-resistant



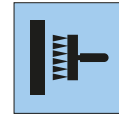
Covers cracks



No soaking



Nonwoven adhesive



Paste-the-wall technique



Easy to remove

### How to use



**1.** Remove old wallpaper and paint. Smooth rough base surfaces with plaster-based filler. Prime very absorbent base surfaces with solvent-free primer.



**2a.** Use with the paste-the-wall technique – no soaking. Or



**2b.** Use a pasting machine without soaking. Use nonwoven adhesive.



**3.** Hang the wallpaper with the lengths butt jointed to each other.



**4.** Use a sponge roller to smooth down the wallpaper.



**5.** Use a Stanley knife and wallpapering palette knife to trim off excess material at ceilings, skirting boards or windows etc.



**6.** Trim off excess wallpaper at the corners and edges and butt joint the next length.



**7.** When dry, paint with high-quality emulsion paint in line with EN 13300 or possibly plaster or wallpaper etc.



## Product Description

### ERFURT-Variovlies Flat

#### Manufacturer

ERFURT & SOHN KG • Hugo-Erfurt-Straße 1  
42399 Wuppertal • GERMANY • [www.erfurt.com](http://www.erfurt.com)

#### Raw materials/Manufacture

ERFURT-Variovlies Flat is a smooth wallcovering, manufactured from special cellulose and textile fibres combined with polymer binding agents.

#### Product data

- Roll dimensions: 20.00 m long x 0.75 m wide
- Carton content: 6 rolls

#### Product features

- Its water vapour permeability as per DIN 12572 corresponds to a diffusion-equivalent air layer thickness of approximately 0.02 m.
- Fire rating "B-s1,d0" according to EN 13501-1 corresponds to "B1" (fire-retardant) according to DIN 4102-1
- Conceals colour irregularities on the base surface well enough that only one coat of paint is necessary in many cases.
- Free of PVC, plasticisers and solvents harmful to health
- Fibreglass-free
- No heavy metal compounds or formaldehyde added
- Dimensionally stable and covers cracks
- Easy to remove after moistening with water
- Can be re-painted several times with commercially available emulsion paints

## Application/Handling

ERFURT-Variovlies Flat can be used on all interior base surfaces suitable for wallpapering. The base surface must be dry, clean, firm, slightly absorbent and smooth. Remove old wallpaper and loose paint. Smooth rough base surfaces with plaster-based filler. Prime very absorbent base surfaces with solvent-free primer.

### Using the paste-the-wall technique

Use nonwoven adhesive (e.g. Metylan Secura 1:10 = 500 g in 5 l water) or a comparable product. Apply the adhesive evenly to the base surface and place the cut lengths dry into the bed of adhesive. Please read the adhesive manufacturer's instructions for use.

### Using a pasting machine

ERFURT-Variovlies Flat can also be pasted using a pasting machine, folded together and applied without soaking. Use nonwoven adhesive (e.g. Metylan Secura 1:10 = 500 g in 5 l water) or a comparable product. Please read the adhesive manufacturer's instructions for use.

### Wallpapering

Hang ERFURT-Variovlies Flat perpendicular, with the lengths butt jointed to each other. Press the widths free of bubbles using a rubber roller or a wallpapering palette knife. Press excess lengths at ceilings, skirting boards, windows etc. into the corner with a straight edge and trim with a Stanley knife. Ensure that the wallcovering does not overlap. Immediately remove any traces of adhesive from the surface.

### Processing on textured base surfaces

ERFURT-Variovlies Flat can also be used for the fast refurbishment of textured base surfaces, such as fibreglass or similar, which are to be prepared for wallpapering, plaster or paint in one step. Use filled dispersion adhesive, for example Metylan Ovalit P styrofoam glue or a comparable product. Evenly apply the paste to the base surface using a toothed trowel. Place the cut lengths onto the adhesive and press down with a wallpapering palette knife so that the adhesive is evenly distributed and a flat base surface is created. Press excess lengths at ceilings, skirtings, windows etc. into the corners with a wallpapering palette knife and cut off with a knife. Do not overlap ERFURT-Variovlies Flat. Water cannot be used to remove the product when a filled emulsion adhesive is used.

### Painting

After drying, paint or coat ERFURT-Variovlies Flat. It is suitable for coloured paint, high quality emulsion paint or plaster. Two coats of paint are required to achieve gloss surfaces.

## Ingredients/Test results

Its water vapour permeability was certified by the ISEGA-Forschungs- und Untersuchungs-Gesellschaft mbH in Aschaffenburg, Germany and conforms to DIN 12572 with Test Report 1743/50.

#### Made in Germany

ERFURT & SOHN KG  
Hugo-Erfurt-Straße 1  
D-42399 Wuppertal

Tel.: +49 202 6110-0  
Fax: +49 202 6110 89 451

E-mail: [info@erfurt.com](mailto:info@erfurt.com)  
Internet: [www.erfurt.com](http://www.erfurt.com)

Service line:  
+49 202 6110 375

**ERFURT**  
WÄNDE ZUM WOHLFÜHLEN