



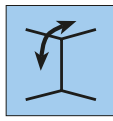
Product benefits



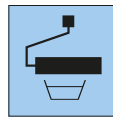
PVC-free



Fire-retardant



For walls and ceilings



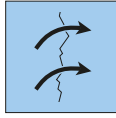
Low paint consumption



Breathable



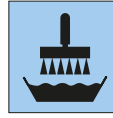
Impact-resistant



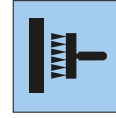
Covers cracks



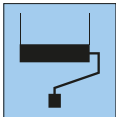
No soaking



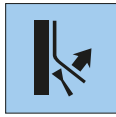
Nonwoven adhesive



Paste-the-wall technique



Easy to re-paint



Easy to remove

How to use



1. Remove old wallpaper and paint. Smooth rough base surfaces with plaster-based filler. Prime very absorbent base surfaces with solvent-free primer.



2a. Use with the paste-the-wall technique – no soaking. Or



2b. Use a pasting machine without soaking.



3. Hang perpendicular, with the lengths butt jointed to each other. Press the widths free of bubbles using a wallpapering brush or rubber roller.



4. Use a sponge roller to smooth down the wallpaper.



5. Use a Stanley knife and wallpapering palette knife to trim off excess material at ceilings, skirting boards or windows etc.



6. Trim off excess wallpaper at the corners and edges and butt joint the next length.



7. After drying, the surface can be given a creative finish and a glaze or covering paint can be applied.



Technical Data Sheet 10/2015

Product Description

ERFURT-Vliesfaser Trend

Manufacturer

ERFURT & SOHN KG • Hugo-Erfurt-Straße 1
42399 Wuppertal • GERMANY • www.erfurt.com

Raw materials/Manufacture

ERFURT-Vliesfaser Trend wallpapers are textured wallcoverings, manufactured from special cellulose and textile fibres combined with polymer binding agents.

Product data

- Roll dimensions: 20.00 m long x 0.75 m wide
- Carton content: 6 rolls

Product features

- Its water vapour permeability as per DIN 52615 corresponds to a diffusion-equivalent air layer thickness of approximately 0.02 m.
- Fire rating "B-s1,d0" according to EN 13501-1 corresponds to "B1" (fire-retardant) according to DIN 4102-1
- Conceals colour irregularities on the base surface well enough that only one coat of paint is necessary in many cases.
- Free of PVC, plasticisers and solvents harmful to health
- Fibreglass-free
- No heavy metal compounds or formaldehyde added
- Dimensionally stable and covers cracks
- Easy to remove after moistening with water
- Can be re-painted several times with commercially available paints

Application/Handling

ERFURT-Vliesfaser Trend can be used on all interior base surfaces that can be wallpapered over. The base surface must be dry, clean, firm, slightly absorbent and smooth. Remove old wallpaper and loose paint. Smooth rough base surfaces with gypsum plaster. Prime very absorbent base surfaces with solvent-free primer.

Using the paste-the-wall technique

Use nonwoven adhesive (e.g. Metylan Secura 1:10 = 500 g in 5 l water) or a comparable product. Apply the adhesive evenly to the base surface and place the cut lengths dry into the bed of adhesive. Please read the adhesive manufacturer's instructions for use.

Using a pasting machine

ERFURT-Vliesfaser Trend wallpapers can also be pasted using a pasting machine, folded together and applied without soaking. Use nonwoven adhesive (e.g. Metylan Secura 1:10 = 500 g in 5 l water) or a comparable product. Please read the adhesive manufacturer's instructions for use.

Wallpapering

Hang ERFURT-Vliesfaser Trend perpendicular, with the lengths butt jointed to each other. Press the widths free of bubbles using a rubber roller or a wallpapering palette knife. Press excess lengths at ceilings, skirting boards, windows etc. into the corner with a straight edge and trim with a Stanley knife. Ensure that the wallcovering does not overlap. Immediately remove any traces of adhesive from the surface.

Painting

After drying, ERFURT-Vliesfaser Trend should be painted or coated. Paints, glaze or high-grade emulsion paints are suitable for this. Two coats of paint are required to achieve gloss surfaces.

Ingredients/Test results

Its water vapour permeability was certified by the ISEGA-Forschungs- und Untersuchungs-Gesellschaft mbH in Aschaffenburg, Germany and conforms to DIN 52615 Section 1 with Test Report 1743/32.

Made in Germany

ERFURT & SOHN KG
Hugo-Erfurt-Straße 1
D-42399 Wuppertal

Tel.: +49 202 6110 0
Fax: +49 202 6110 89 451

E-mail: info@erfurt.com
Internet: www.erfurt.com

Service line:
+49 202 6110 375

ERFURT
WÄNDE ZUM WOHLFÜHLEN