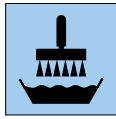




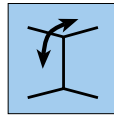
Product benefits



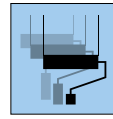
PVC-free



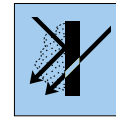
Nonwoven adhesive



For walls and ceilings



Can be re-painted several times



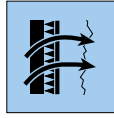
Breathable



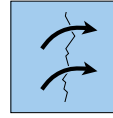
Impact-resistant



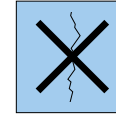
No soaking



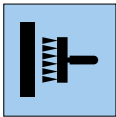
Evens out unevenness and hairline cracks



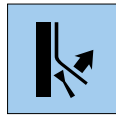
Covers cracks



Excellent tensile strength



Paste-the-wall technique



Easy to remove

How to use



1. Remove old wallpaper and paint. Smooth out rough base surfaces with plaster-based filler. Prime very absorbent base surfaces with solvent-free primer.



2a. Use a pasting machine without soaking or



2b. Use with the paste-the-wall technique without soaking



3. Butt the lengths of wallpaper together.



4. Use a sponge roller to smooth down the wallpaper.



5. Use a Stanley knife and wallpapering palette knife to trim off excess material at ceilings, skirting boards or windows etc.



6. Trim off excess wallpaper at the corners and edges and butt joint the next length.



7. When dry, apply high-quality emulsion paint (EN 13300-compliant).



8. When you come to redecorate, the wallpaper can be removed with ease.



Product Description

ERFURT-Vlies-Rauhfaser

20, 32, 40, 52, 2205, 2207

Manufacturer

ERFURT & SOHN KG • Hugo-Erfurt-Straße 1
42399 Wuppertal • GERMANY • www.erfurt.com

Raw materials/Manufacture

ERFURT-Vlies-Rauhfaser is a wallcovering which consists of several layers of paper, in which the textile and texture-forming wood fibres are incorporated.

ERFURT-Vlies-Rauhfaser is made from selected recycled paper, cellulose, textile fibres and polymeric binding agents. It is produced in a special process on the paper machine.

Product data

ERFURT-Vlies-Rauhfaser 20,32, 40, 52, 2207

- Roll dimensions: 25.00 m long x 1.06 m wide or
25.00 m long x 0.75 m wide
- Carton content: 2 rolls

ERFURT-Vlies-Rauhfaser 2205

- Roll dimensions: 25.00 m long x 0.53 m wide
- Carton content: 6 rolls

Product features

- Its water vapour permeability as per DIN 52615 corresponds to a diffusion-equivalent air layer thickness of approx. 0.02 m.
- Fire rating „B-s1,d0“ according to EN 13501-1 corresponds to „B1“ (fire-retardant) according to DIN 4102-1
- Free of PVC, plasticisers and solvents harmful to health
- Fibreglass-free
- No addition of heavy metal compounds or formaldehyde
- Dimensionally stable due to fibre reinforcement
- Extremely hard-wearing, covers cracks and structurally stable
- Conforms to EN 234 (Specification for wallcoverings for subsequent decoration).
- Easy to remove after moistening with water
- Can be re-painted several times with commercially available paints

Application/Handling

Base surface

ERFURT-Vlies-Rauhfaser can be used on all interior base surfaces suitable for wallpapering. Ensure that the base surface is dry, firm, even, absorbent, clean, smooth and sufficiently even for the intended wallcovering. Remove old wallpaper and loose paint. Smooth out rough base surfaces with plaster-based filler. Prime smooth plaster with diluted paste. Prime highly absorbent base surfaces with solvent-free primer or paste. Please read BFS data sheets nos. 7 and 16.

Adhesive

Henkel: Solvite Ready to Roll, Delicate Wallcoverings Adhesive

Pufas: Glutolin S15, Glutolin 77, Decotric G20

Adhesion

Hang ERFURT-Vlies-Rauhfaser perpendicular, with the lengths butt jointed to each other. Smooth out the bubbles with a rubber roller or a wallpapering brush. Press excess lengths at ceilings, skirtings, windows etc. into the corners with a plastic trowel and cut off with a knife. Do not hang the wallcovering overlapping.

ERFURT-Vlies-Rauhfaser can be hung in a room with similar woodchip textures, but do not hang on the same wall. Under favourable climatic conditions and after checking, you can apply paint on the same day.

ERFURT-Vlies-Rauhfaser can be hung using the paste-the-wall technique (paste can be applied using an airless spray gun or lambskin roller). To do so, simply pull the ERFURT-Vlies-Rauhfaser out of the packaging carton with tear-and-open strip.

Painting

Once dry, apply emulsion paint with minimum wet abrasion class 3 (as per EN 13300) to ERFURT-Vlies-Rauhfaser.

Ingredients/Test results

Dispose of painted ERFURT-Vlies-Rauhfaser with normal household waste. Its water vapour permeability as per DIN 52615 was certified by the ISEGA-Forschungs- und Untersuchungs-Gesellschaft mbH in Aschaffenburg, Germany.

Made in Germany

ERFURT & SOHN KG
Hugo-Erfurt-Straße 1
42399 Wuppertal

Phone.: +49 202 6110 0 E-mail: info@erfurt.com
Fax: +49 202 6110 89 451 Website: www.erfurt.com

Service line:
+49 202 6110 375

ERFURT
WÄNDE ZUM WOHLFÜHLEN