



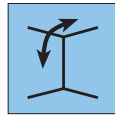
## Product benefits



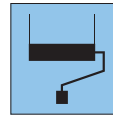
PVC-free



Fire-retardant



For walls and ceilings



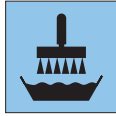
Paintable




Breathable



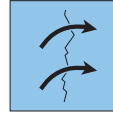
No soaking



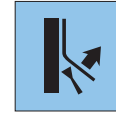
Nonwoven adhesive



Paste-the-wall technique



Covers cracks



Easy to remove


## How to use



**1.** Remove old wallpaper and paint. Smooth out rough base surfaces with plaster-based filler. Prime very absorbent base surfaces with solvent-free primer.



**2a.** Use with the paste-the-wall technique – no soaking or



**2b.** Use a pasting machine without soaking.



**3.** Hang perpendicular, with the lengths butt jointed to each other.




**4.** Use a wallpapering brush or wallpapering roller to press the lengths free of bubbles and creases.



**5.** Use a Stanley knife and wallpapering palette knife to trim off excess material at ceilings, skirting boards or windows etc.



**6.** Do not overlap in corners and at edges, but separate precisely along the edge and butt joint the next length.



**7.** When dry, apply one or two coats of high-quality emulsion paint (DIN EN 13300-compliant).



## Product description

### ERFURT-Variovlies Sisal/Sand

#### Product description

Cellulose nonwoven with a finely textured surface reinforced with textile fibres.

#### Manufacturer:

ERFURT & SOHN KG • Hugo-Erfurt-Straße 1  
42399 Wuppertal • GERMANY • www.erfurt.com

#### Manufacture

ERFURT-Variovlies nonwoven with a textured surface is made from cellulose and reinforced with textile fibres.

#### Product specification

	Variovlies Sisal	Variovlies Sand
Article number:	1003701	1003703
Surface weight:	150 g/m <sup>2</sup>	150 g/m <sup>2</sup>
Packaging unit:	25 m x 0.75 m/roll 4 rolls / box	25 m x 0.75 m/roll 4 rolls / box

#### Product benefits

- Extremely hard-wearing surface with the application of a coat of satin gloss paint
- Hang without the need for soaking
- Paste-the-wall technique can be used
- Easy to remove
- Free of PVC and plasticisers
- Tolerated by the skin - fibreglass-free
- Breathable
- Can be re-painted several times
- Easy to apply
- Suitable for walls and ceilings
- Smooths out slightly uneven surfaces
- Covers cracks – class A1 cracks
- Particularly low-emission

#### Recommended paste

Paste for embossed nonwoven wallcoverings. Please read the adhesive manufacturer's instructions for use.

#### Base surface

ERFURT-Variovlies wallcoverings can be used on all interior base surfaces suitable for wallpapering. Ensure that the base surface is dry, firm, evenly absorbent, clean, smooth and sufficiently even for the intended wallcovering. Remove old wallcoverings and loose coatings. Smooth out rough base surfaces with plaster-based filler. Prime smooth plaster with diluted paste. Use suitable primers to pre-treat very absorbent base surfaces, or base surfaces with different levels of absorbency.

#### How to use

ERFURT-Variovlies wallcoverings can be applied using the paste-the-wall technique or a pasting machine. Pay attention to the correct amount and even distribution of paste when applying it. Too little paste can lead to bubbles forming and result in a flawed appearance.

Hang nonwoven wallcoverings perpendicular, with the lengths butt jointed to each other. Smooth out the bubbles with a wallpapering roller or a

wallpapering brush. Use a wallpapering palette knife to press any excess material at ceilings, skirtings, windows etc. into the corners and cut off with a Stanley knife or scissors. Do not overlap the lengths of nonwoven wallcoverings.

We recommend using wallpapering corner profiles with external corners that are not perpendicular. The nonwoven wallcovering needs to be cut exactly at the edge should you not wish to use wallpapering corner profiles. Wallpaper can be applied around the corner with perpendicular external corners (a minimum of 10 cm).

Immediately remove fresh paste marks with a damp sponge/cloth. Avoid draughts and excessive heating of the room when drying. Rapid drying can lead to openings along the seam, which will become visible when the wallcovering is subsequently painted. Do not work with an air or building temperature of below + 10° C.

#### Painting/Coating

Once dry, apply a coat of emulsion paint with minimum wet abrasion class 3 (as per EN 13300) to the surface. Always paint wet-on-wet, that is to say quickly and without interruption.

#### Renovation

ERFURT-Variovlies wallcoverings can be repainted when you come to redecorate. The wallcovering is easy to remove if it has been applied properly.

#### Storage

Store the rolls of wallcovering standing upright in a dry and cool place.

#### Quality seal

ERFURT-Variovlies wallcoverings are made of high-quality, natural raw materials that meet all the relevant standards and comply with the most exacting quality requirements. Various product properties of ERFURT-Vliesfaser wallcoverings are regularly tested and certified by independent test institutes. The following tests/certifications apply:

- Tested to the Oeko-Tex Standard 100
- VOC: ultra-low-emission - tested to the AgBB Standard.
- A+: conforms to the French emission test in line with Décret No. 2011-321 +CMR Regulation
- Its water vapour permeability as per DIN EN ISO 12572:2017-05 corresponds to a diffusion-equivalent air layer thickness of approximately 0.01 m.
- Fire behaviour classification: B-s1, d0 according to DIN EN 13501-1 (fire-retardant)
- Conforms to DIN EN 234 (Specification for wallcoverings for subsequent decoration).

#### Important note

- Wallpapering waste can be disposed of with normal household waste.

Disposal key:

Waste category:	mixed waste
Condition:	solid
Classification:	non-hazardous
Waste key:	17 09 04

• If you come across a defect when applying the wallcovering, stop working immediately and contact your retailer. Complaints without evidence (sample pieces and package slip) cannot be accepted. The above information represents only general recommendations.

• As the application and use of this products lies outside our influence, our information does not relieve our customers of the need to check our products for their suitability for their intended processes and purposes. This issue will lose its validity with the publication of a new issue due to technical advances.

**Please contact our technical hotline +49 202 6110 375 or e-mail [awt@erfurt.com](mailto:awt@erfurt.com) should you have any technical questions about our products or the use of our products.**

#### Made in Germany

ERFURT & SOHN KG  
Hugo-Erfurt-Straße 1  
D-42399 Wuppertal

Tel.: +49 202 6110 0  
Fax: +49 202 6110 89 451

E-mail: [info@erfurt.com](mailto:info@erfurt.com)  
Internet: [www.erfurt.com](http://www.erfurt.com)

**ERFURT**  
WÄNDE ZUM WOHLFÜHLEN