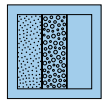
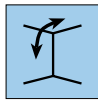


Product advantages



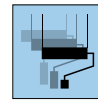
Suitable for most types of internal walls



For walls and ceilings



Evens out unevenness and hairline cracks



Can be painted over several times



Easy to process




No repeat



Knock-resistant



Tear-resistant



Active-breathing



A good quality ready mixed or flake adhesive is recommended



Non-flammable

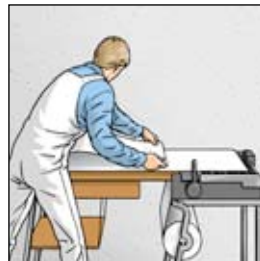
Processing

1. Use a paste table or pasting machine.



5. Trim carefully into corners etc. with a knife, scissors or by carefully tearing with the aid of a straight edge.

2. Paste all lengths evenly and fold together 2/3 to 1/3.



6. Do not overlap on external corners, trim to size to produce a butt joint.

3. Soaking time approx. 5-10 minutes.



7. Following drying, paint with a good quality emulsion.

4. Apply the lengths seam-to-seam and vertically. Press free of bubbles and folds with a wallpapering brush or rubber roller.



Product description

Manufacturer

Erfurt & Sohn KG
Hugo-Erfurt-Straße 1
42399 Wuppertal
www.erfurt.com

Product designation

ERFURT-Rauhfaser

Raw materials/ manufacture

ERFURT-Rauhfaser is a wall covering consisting of several layers of paper into which the structure-forming wood fibres are firmly incorporated.

All ERFURT-Rauhfaser types are manufactured using the same production processes and differ only in terms of the structure-forming wood fibres.

Only high-quality raw materials as well as specially selected recycling paper and cellulose are used for production. The print dyes of the recycling paper for the covering layer are removed using the flotation de-inking technique. Any production waste can be fed back to the production process.

The water required for production is used repeatedly in the circular flow and is cleared and purified prior to return to nature.

No problems arise when removing/disposing of ERFURT-Rauhfaser, as the natural basic substances return themselves automatically to the ecological circular flow.

Product data

Rauhfaser Sprint, Romantic, Classico, Avantgarde
· Roll dimension: 25 m long x 0,53 m wide

Rauhfaser Rustic

- Roll dimension: 15 m long x 0,53 m wide
- Carton content 6 rolls.
- Edge-trimmed and packed in foil

Product characteristics

- The water-vapour permeability as per DIN 52615 corresponds to a diffusion-equivalent air layer density of approx. 0.02 m.
- Fire protection class "B-s1,do" according to DIN EN 13501-1 corresponds to "B1" (flame resistant) according to DIN 4102-1
- The compound is non-flammable on base surfaces such as "gypsum plasterboard" (DIN 4102-A2).
- conforms to DIN 234 (regulations on wall coverings for retrospective treatment).
- PVC-free, solvent-free and free of softeners hazardous to health
- Without added heavy metal compounds and formaldehyde
- Can be painted over several times with normal, commercially available paints

Application/processing

ERFURT-Rauhfaser can be used on all indoor base surfaces suitable for wallpapering. Thanks to the even spread of the different wood fibres and depending on the type, a structured, uniform colour surface with a compact appearance is achieved.

Paste/adhesive

For application, use special paste (e.g. Metylan Special 1:20 = 200 g in 4 l water) or wallpapering device paste (e.g. Metylan TG Power Granulat 1:25 = 200 g in 5 l of water) or Metylan Secura 1:11 = 500 g in 5.5 l water or a comparable product. Please also observe the processing instructions of the adhesive manufacturers.

To fix to the wall

Cut lengths to the height of the wall allowing a small excess at either end and apply the paste evenly to the reverse side of the wall paper using a paste machine or by hand. Lay the lengths of paper, pasted sides together into 2/3 and then 1/3 and with the margins laid one upon the other. This will prevent the adhesive from drying out. Do not kink the loops of paper.

Leave to soften for 5-10 mins then the Rauhfaser wall paper is ready to apply to the wall. Position the lengths of paper vertically to the wall and using a wall paper brush or a rubber roller press in place. Excess paper from each length should be cut away with scissors or a wall paper scraper.

Painting

Following drying of the Rauhfaser, the surface must be painted with the corresponding paints as per DIN EN 13300 and in the colour tone desired. Special treatment and techniques are possible upon request.

Ingredients/test results

ERFURT-Rauhfaser is made up of paper fibres, more than 90% recycling fibres and cellulose, wooddust, auxiliary materials. Thanks to its content of recycling fibre, it has been awarded the environmental symbol (RAL-UZ 35a). Painted Rauhfaser wall paper should be disposed of with the normal household refuse.

Awarding its Allergy-Seal the TÜV Nord certifies that the ERFURT-Rauhfaser has been manufactured using strict controls over allergens and pollutants. It is therefore suitable for people who suffer from allergies and sensitivities.

It is low in harmful substances, as only substances set out in the 36th Recommendation of the Synthetics Commission of the Federal Health Office for food packaging from paper, cardboard and paperboard are used in production.

ERFURT-Rauhfaser is regularly tested in accordance with the Food and Items of Daily Use Law § 30 und 31.

The clearance certification (20534 U 04 of ISEGA-Forschungs und Untersuchungs-Gesellschaft mbH, Aschaffenburg) confirms that ERFURT-Rauhfaser conforms to the regulations of the Food and Items of Daily Use Law, as well as to the 36th Recommendation of the Federal Health Office (BGA).

The water-vapour permeability has been determined by the ISEGA-Forschungs- und Untersuchungs-Gesellschaft mbH, Aschaffenburg, as per DIN 52615 with test report no. 1743/32.