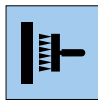


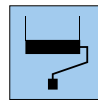
Product Benefits



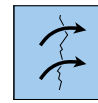
No soaking time



Wall pasting technique



Easy to paint over



Covers over cracks



Breathable



PVC-free



Non-flammable



Excellent tensile strength



Impact-resistant



ERFURT FassadenFit System Adhesive



Flexible with cracks of up to 5 mm

Handling

1. ERFURT FassadenFit is used to create wall surfaces of a similar texture where there are areas that have been filled, cracks repaired or uneven areas of plaster.

It is also suitable for all solid base surfaces, such as wooden panels that have to withstand the weather or visible concrete areas. Roll in an outwards direction to refurbish composite insulation systems or ageing coats of flexible paint etc.

2. Generously apply Erfurt FassadenFit System Adhesive evenly along the lengths using a lambskin roller directly onto the base surface.


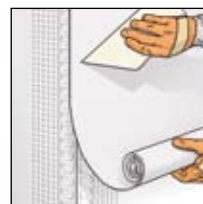
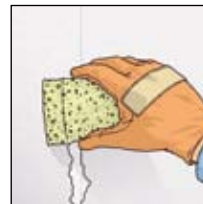
3. Apply the adhesive with a trowel to places that cannot be reached by a roller.

4. Do not apply the adhesive too thinly to avoid problems with adhesion. Then spread the adhesive evenly with a B2 toothed trowel (see illustration for toothed) perpendicular to the direction of the lengths. The working time is generally around 20 minutes under normal conditions of temperature and humidity. You should not therefore apply more adhesive than can be worked within the time.

5. Lay the pre-cut lengths of wall covering, butt jointed to each other, into the wet Erfurt FassadenFit System Adhesive when using the wall adhesion technique.

Do not allow the wall covering to "flap about" but rather roll it smoothly off your hand. Press down with a plastic trowel.

6. Press any excess lengths into the corners with a wallpapering palette knife around windows, doors, skirting boards and cut off with a knife.



7. Do not allow Erfurt FassadenFit to overlap and do not hang it at an angle. Do not hang around corners and keep the lengths separate at external corners.

8. Thoroughly wipe away any leaking adhesive immediately! Use a paintbrush, sponge or lambskin roller to remove.

9. You now have a number of different design options available to you. Do not run the wall covering right up to the edge or alternatively cut it 5 cm shorter in order to create a contrasting edge trim.

10. and 11. A FassadenFit corner profile rail (10) or end profile rail (11) can also be used to blend in the wall covering visually. Use the 1-sided FassadenFit end profile rail to create a perfect finish if there is not an edge or skirting on site.

12. Once dry, apply 2 coats of suitable weather-resistant emulsion paint, silicone resin paint or a flexible system, depending on the seriousness of the cracks in the base surface.

Product Description

Manufacturer

Erfurt & Sohn KG
Hugo-Erfurt-Straße 1
42399 Wuppertal
www.erfurt.com

Product designation

ERFURT FassadenFit System Adhesive

Raw materials/Manufacture

ERFURT FassadenFit System Adhesive is an acrylate mixed polymer binding agent-based reinforcing adhesive that has been specifically developed for ERFURT FassadenFit.

Product data

ERFURT FassadenFit System Adhesive is contained in 15 kg containers.

Product characteristics

- White pigmented
- Density: approx. 1.80 kg/dm³
- Rollable, thixotropically formulated, stir before use
- Dilutable with water
- Cement-compatible and covers cracks
- Non-flammable in compliance with DIN 4102-B1, in conjunction with mineral base surfaces, when used in conjunction with ERFURT FassadenFit System Adhesive
- No addition of heavy metal compounds or formaldehyde
- Its water vapour permeability conforms to DIN 52615, corresponding to a diffusion-equivalent air layer thickness of between 1.17 to 1.28 m depending on the paint (DIN EN ISO 7783-2) when used in conjunction with ERFURT FassadenFit System Adhesive, ERFURT FassadenFit and a flexible façade finish

Application/Handling

Use ERFURT FassadenFit System Adhesive with ERFURT FassadenFit. ERFURT FassadenFit System Adhesive can be applied to any load-bearing, solid, clean, dry and even base surface, such as plaster and brickwork of all kinds, concrete and porous cement surfaces.

ERFURT FassadenFit System Adhesive can be used to repair composite insulations system when used in conjunction with ERFURT FassadenFit.

ERFURT FassadenFit System Adhesive can be used on surfaces that have already been painted with mineral or emulsion paints, although the information about pre-preparation of the respective base surface should be observed.

Base surface

The base surface should be dry, clean, firm and smooth. Remove any old paint that is coming loose. Pre-treat the base surface with a solvent-containing primer. If required, open up cracks and reinforce them properly. Use a weather-resistant filler to create a smooth surface. Fit edging profiles, which are available with the Erfurt FassadenFit range, and then fill and level to create a visually attractive finish around external corners, soffits, sockets etc. Use reinforcing strips should there be cracks in the proximity of the seams.

Working conditions

Apply the adhesive with a paint roller. Depending on the base surface, use in a ratio of 0.8 to 1.3 kg/m². Do not pre-coat too large a surface to prevent any adhesion problems.

The working temperature should not be below + 5° C and the base surface should be frost-free. Avoid direct sunlight.

Adhesion

Generously apply ERFURT FassadenFit System Adhesive with a paint roller and then spread it evenly with a toothed trowel (B2) perpendicular to the lengths. Cut ERFURT FassadenFit with an extra allowance, roll up and hang butt jointed into the adhesive. Press down with a plastic trowel.

Do not allow ERFURT FassadenFit to overlap and possibly make a double seam cut. Edges can be sealed with acrylic. Thoroughly wipe away any leaking adhesive immediately!

Drying

The drying time depends on the temperature and air humidity and on the permeability of the base surface.

The drying time of ERFURT FassadenFit System Adhesive when used in conjunction with ERFURT FassadenFit is one day at 20° C and 50 % air humidity.

Cleaning your tools

Wash with water immediately after use.

Storage

ERFURT FassadenFit System Adhesive containers should be well sealed and stored in a cool and frost-free place. Protect from direct sunlight; possibly cover opened containers with a little water. It can be stored for at least one year in its sealed original container.

Disposal

Dispose of dried or hardened remains of ERFURT System Adhesive with normal household waste. Mix non-hardened material with cement and allow to harden before disposing of.

Contents/Test results

Its water vapour permeability conforms to DIN 52615, corresponding to a diffusion-equivalent air layer thickness of between 1.17 to 1.28 m depending on the paint (DIN EN ISO 7783-2) when used in conjunction with ERFURT FassadenFit System Adhesive, ERFURT FassadenFit and a flexible façade finish.