



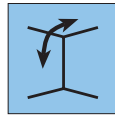
Product benefits



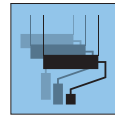
PVC-free



Fire-retardant



For walls and ceilings



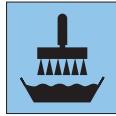
Can be re-painted several times



Breathable



Easy to use




Special paste


How to use



1. Remove old wallpaper and paint. Smooth rough base surfaces with plaster-based filler. Prime very absorbent base surfaces with solvent-free primer.




2a. Pasting by hand: cut lengths to the height of the wall plus a little extra and paste individually. Or



2b. Using a pasting machine: pull lengths through the pasting machine and cut.




3. Fold the pasted lengths 2/3 to 1/3. Do not crease when folding.



4. The soaking time is about 5-10 minutes.



5. Hang perpendicular, with the lengths butt jointed to each other. Press the widths free of bubbles using a wallpapering brush or rubber roller.



6. Use scissors to cut in the corners. Professionals frequently tear off the woodchip in the corners with a palette knife.



7. Do not overlap at outside corners, but cut precisely on the edge.



8. When dry, apply one or two coats of high-quality emulsion paint (EN 13300-compliant).



Technical Data Sheet 05/2020

Product Description

ERFURT-Rauhfaser

Manufacturer

ERFURT & SOHN KG • Hugo-Erfurt-Straße 1
42399 Wuppertal • GERMANY • www.erfurt.com

Raw materials/Manufacture

ERFURT-Rauhfaser is a wallcovering which consists of several layers of paper, in which texture-forming wood fibres are incorporated.

All ERFURT-Rauhfaser types are manufactured using the same production processes and differ only in terms of the wood fibres that give the wallcovering its texture.

Only high-quality raw materials as well as specially selected recycling paper fibres and cellulose are used for production. The print dyes of the recycling paper for the covering layer are removed using the flotation de-inking technique. Any production waste can be fed back to the production process.

The water required for production is repeatedly circulated and is cleaned and purified before being returned to the environment.

There are no problems associated with the removal/disposal of ERFURT-Rauhfaser, as the natural raw materials are automatically returned to the ecosystem.

Product data

- Roll dimensions: 25.00 m long x 0.53 m wide
- Carton content: 6 rolls

Product features

- Its water vapour permeability as per DIN 52615 corresponds to a diffusion-equivalent air layer thickness of approximately 0.01m
- Fire rating "B-s1,d0" according to EN 13501-1 corresponds to "B1" (fire-retardant) according to DIN 4102-1
- The composite material is non-flammable on base surfaces, such as plasterboard (EN A2-s1,d0).
- Conforms to EN 234 (Specification for wallcoverings for subsequent decoration).
- Free of PVC, plasticisers and solvents harmful to health
- No heavy metal compounds or formaldehyde added
- Can be re-painted several times with commercially available paints
- Conserves resources
- Made of sustainable raw materials
- Suitable for allergy-sufferers

Application/Handling

Base surface

ERFURT-Rauhfaser can be used on all interior base surfaces suitable for wallpapering. A cohesive textured surface is obtained by the uniform distribution of different wood fibres, depending on the design of wallcovering.

How to use

Use special paste (e.g. Metylan Special 1:20 = 200 g in 4 litres of water) or wallpaper machine paste or Metylan Secura 1:11 (500 g in 5.5 litres of water) or a comparable product. Please read the adhesive manufacturer's instructions for use.

Wallpapering

Cut the lengths to wall height plus a bit extra and paste the back evenly with the help of a pasting machine or by hand. Fold up the individual lengths 2/3 to 1/3 and place the edges on top of each other. This will prevent the wallpaper from drying out. Do not crease when folding.

Allow the paste to soak in for around 5-10 minutes and then apply the woodchip to your wall. Accurately position the lengths perpendicular and press into place with a wallpapering brush or rubber roller. Cut off any excess lengths with scissors, or tear off with a wallpapering palette knife.

Painting

When dry, apply emulsion paint with minimum wet abrasion class 3 (as per EN 13300) to Rauhfaser. Special effects and techniques are also possible if required.

Ingredients/Test results

ERFURT-Rauhfaser consists of paper fibres, of which approx. 100% are recycled paper, wood fibres and additives. It boasts the „Blue Angel“ eco-label (RAL-UZ 35a) due to its recycled fibre content.

Dispose of painted woodchip with normal household waste. By awarding its allergy seal the TÜV North certifies that ERFURT-Rauhfaser has been manufactured using strict controls over allergens and pollutant materials. It is therefore also suitable for extremely sensitive people and people with allergies.

Its water vapour permeability was certified by the SEGA-Forschungs- und Untersuchungs-Gesellschaft mbH in Aschaffenburg, Germany and conforms to DIN 52615 with Test Report 1743/32.

Made in Germany

ERFURT & SOHN KG
Hugo-Erfurt-Straße 1
D-42399 Wuppertal

Tel.: +49 202 6110 0
Fax: +49 202 6110 89451

E-mail: info@erfurt.com
Internet: www.erfurt.com

ERFURT
WÄNDE ZUM WOHLFÜHLEN